

Study: Completed by students in Prof. Charles Cappell SOC476 Class  
Version Date: 03/19/92

## Introduction

*Hello, my name is [FIRST NAME] and I'm calling from Northern Illinois University. Your telephone number has been randomly selected for a study that is measuring the quality of life in the Chicago suburbs. I need to speak to an adult 18 years or older living at this number. Are you 18 or older? [IF NOT, GET ADULT ON PHONE, REPEAT INTRO. IF YES READ ON]. In order for our survey to be totally random, I need to interview the person, 18 or older, who has \* most recently had their birthday\*.[I.E. IN THE PAST]. Could I please speak with that person? [IF PERSON ANSWERING QUALIFIES, CONTINUE WITH THIS SCREEN, IF NOT, HIT ENTER, READ NEXT SCREEN TO QUALIFIED RESPONDENT] We would like to ask you several questions about the quality of life in your community. This should take about 15-20 minutes. Can we proceed? [IF NOT MAKE APT.]*

## Question: 1

[IF PERSON WHO ANSWERED (PWA) THE PHONE HAS HAD MOST RECENT BIRTHDAY, HIT ENTER AND MOVE TO NEXT SCREEN, IF NOT REPEAT INTRO BELOW] *Hello, my name is [FIRST NAME] and I'm calling from Northern Illinois University. Your telephone number has been randomly selected for a study that is designed to measure the quality of life in the Chicago suburbs. We would like to ask you several questions about the quality of life in your community. This should take about 15-20 minutes. Can we proceed? [IF NOT MAKE APPOINTMENT, IF YES ENTER TO NEXT SCREEN]*

## Question: 2

*First, counting yourself, how many adults age 18 and older live in your household.*

[WE NEED THIS FOR SAMPLING SELECTION AND FOR STATISTICAL REASONS]

[VERIFY BY ASKING]: *Is it correct to say that \* you \* and [1, or 2, or 3...] other adults live in your household?*

Q002	Frequency	Percent
1	112	20.7
2	304	56.1
3	84	15.5
4	38	7.0
5	4	0.7

Frequency Missing = 3

Question: 3      Ask if Q2>1

*Are you one of the adult heads of the household, are you related to at least one of the heads of the household, or are you an unrelated member of the household? [IF RELATED TO HEAD, ASK, How are you related?]*

Q003	Frequency	Percent
HEAD OF HOUSEHOLD - EITHER HUSBAND OR WIFE, SOLO OCCUP, OR ONE OF THE ADULTS SHARING THE HOUSEHOLD	366	85.1
RELATED TO HOUSEHOLD HEADS - R IS ADULT SON OR DAUGHTER	52	12.1
RELATED TO HOUSEHOLD HEAD, R IS PARENT	3	0.7
RELATED TO HOUSEHOLD HEAD, OTHER	4	0.9
UNRELATED MEMBER OF HOUSEHOLD	5	1.2

Frequency Missing = 115

Question: 4

*Are you currently: married, widowed, divorced, separated, or have you never been married?*

Q004	Frequency	Percent
MARRIED OR LIVING WITH SOMEONE AS IF MARRIED	338	62.1
WIDOWED	38	7.0
DIVORCED	50	9.2
SEPARATED	3	0.6
NEVER MARRIED	115	21.1

Frequency Missing = 1

Question: 5

*Do you have any children?*

IF NO: ENTER 0    IF YES, ASK: *How many?*

Q005	Frequency	Percent
NO CHILDREN - 0	151	27.8
1	84	15.4
2	175	32.2
3	73	13.4
4	34	6.2
5	17	3.1
6	8	1.5
7	2	0.4

Frequency Missing = 1

Question: 6      Ask if Q5>0

*How many of your children currently live with you?*

	Q006	Frequency	Percent
NO CHILDREN -	0	121	30.9
	1	99	25.3
	2	123	31.4
	3	33	8.4
	4	10	2.6
	5	6	1.5

Frequency Missing = 153

Question: 7

*Do you own your house or apartment, or are you paying rent?*

[CODE AS OWNED IF ANY MEMBER OF THE HOUSEHOLD IS THE OWNER]

	Q007	Frequency	Percent
OWN		423	79.4
RENT		110	20.6

Frequency Missing = 12

Question: 8

*And how long have you lived at your current address?*

ENTER NUMBER 1-99. LESS THAN A YEAR ENTER 1. ROUND TO NEAREST YEAR.  
 IF R SAYS 6 MONTHS, ROUND EVEN YEARS DOWN, ODD YEARS UP.  
 2YRS 6 MONTHS BECOMES 2  
 3YRS 6 MONTHS BECOMES 4

	Q008	Frequency	Percent
1 YEAR		67	12.3
2-5 YEARS		190	34.9
6-10 YEARS		109	20.0
OVER 10 YEARS		178	32.7

Frequency Missing = 1

Question: 9

*Where did you live just prior to your current address?*

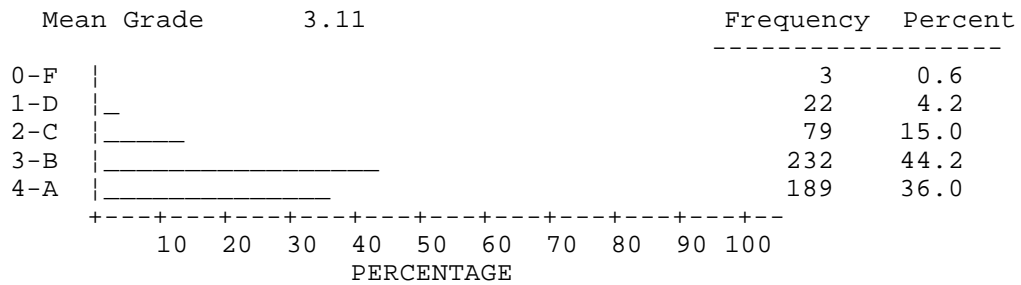
[PROBE IF NECESSARY SO YOU CAN CLASSIFY RESPONSE INTO CATEGORIES BELOW]

Q009	Frequency	Percent
SAME COMMUNITY	139	25.6
ANOTHER CHICAGO SUBURB	232	42.6
CHICAGO (IN CITY)	91	16.7
IL COMMUNITY OUTSIDE CHICAGO	16	2.9
MAJOR METROPOLITAN AREA OUTSIDE IL	38	7.0
OTHER SMALLER COMMUNITY OUTSIDE IL	28	5.1

Frequency Missing = 1

Question: 11

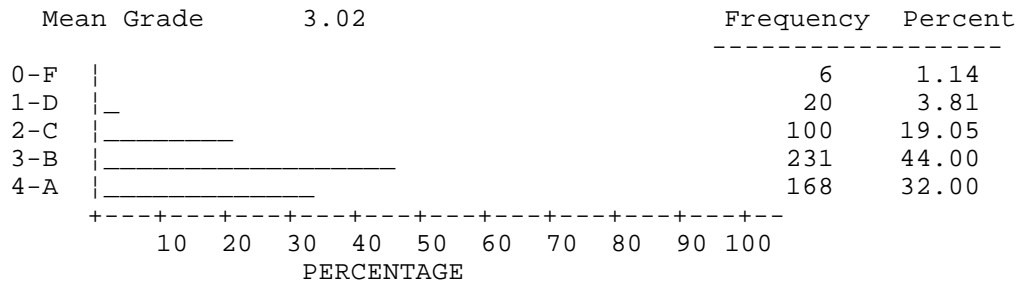
*I'm going to begin our interview by listing several agencies of local government. I want you to grade each of them by giving a letter grade ranging from \* A \* (for excellent) to \* F \* (for failing) indicating how well you think the agency is performing its duties \* in your community \*. First, the job your local police department does in catching criminals. Would you give them a grade of A B C D or F?*



Frequency Missing = 20

Question: 12

*Next, the job your local police department does in preventing crime. Would you give them a grade of A B C D or F?*

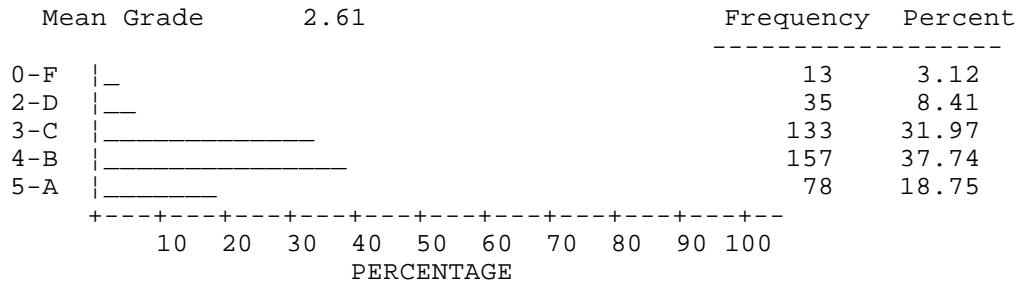


Frequency Missing = 20



Question: 16

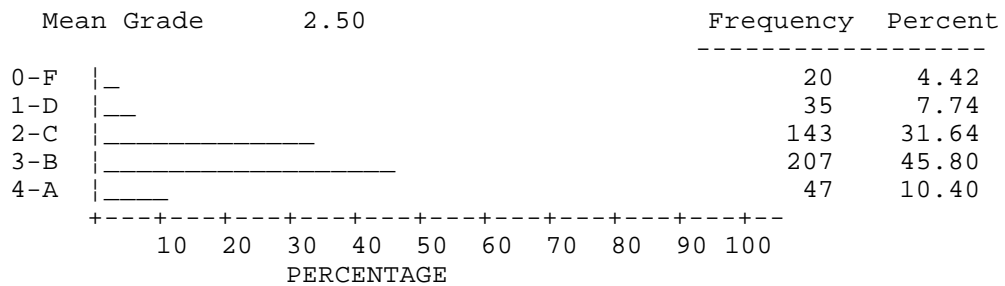
*The job your high school's teachers do in preparing children  
\* for getting a good job \*.  
Would you give them a grade of A B C D or F?*



Frequency Missing = 129

Question: 17

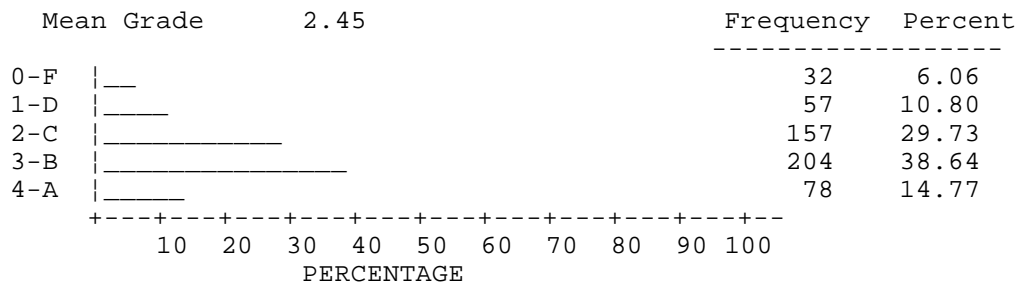
*The job your local judges do in administering the law.  
Would you give them a grade of A B C D or F?*



Frequency Missing = 93

Question: 19


*The job your local officials do in managing the commercial and  
residential development in your community.  
Would you give them a grade of A B C D or F?*



Frequency Missing = 17

Question: 20

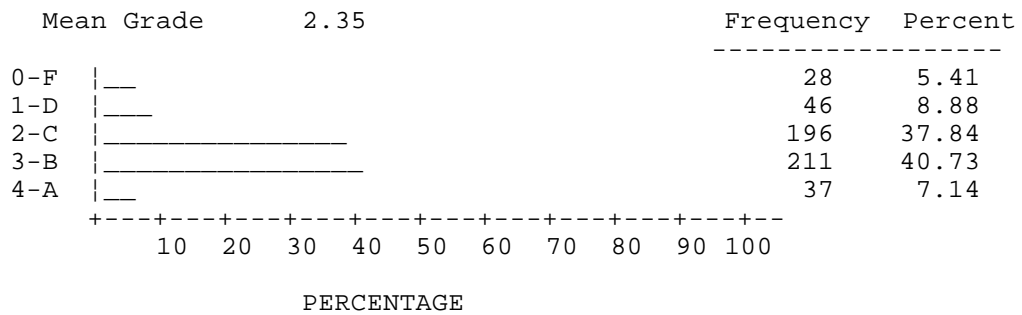
*The job state legislators are doing.  
Would you give them a grade of A B C D or F?*



Frequency Missing = 38

Question: 22

*The job Governor Edgar is doing.  
Would you give him a grade of A B C D or F?*



Frequency Missing = 27

Question: 23

*Communities across America are faced with different types of problems. What do you think is the \* most important problem \* facing residents who live in your local community?*

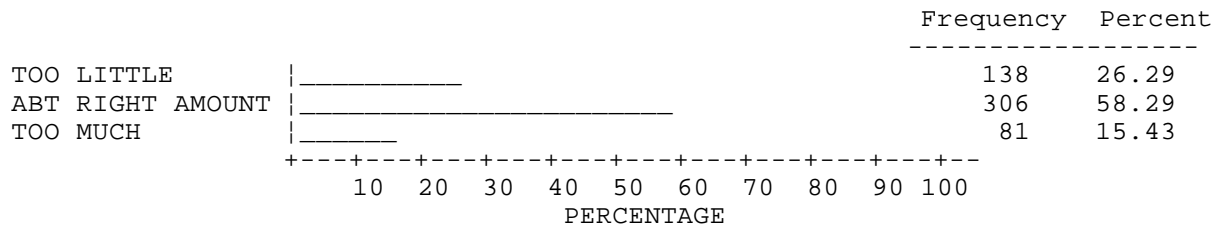
ENTER TEXT OF REPLY 72 SPACES [RECODED INTO CATEGORIES]

Q023COD	Frequency	Percent
TAXES	93	18.8
EDUCATION	36	7.3
DRUGS	50	10.1
CRIME/SAFETY	81	16.3
OVERDEVELOPMENT	39	7.9
POOR ECONOMY	97	19.6
COST OF LIVING	19	3.8
INTEGRATION	5	1.0
CITY GOVERNMENT	11	2.2
TRANSPORTATION	13	2.6
ENVIRONMENT	15	3.0
WELFARE	12	2.4
OTHER	5	1.0
NONE	20	4.0

Frequency Missing = 49

Question: 34

*I'm going to name some services most communities provide. For each one I'd like you to tell me whether you think your community is spending \* too little \*, \* about the right amount \*, or \* too much \* on each. First, spending on schools?  
Is your community spending \* too little \*, \* about the right amount \*, or \* too much \*?*



Frequency Missing = 20

Question: 35

Next, taking care of the roads.

Is your community spending \* too little \*, \* about the right amount \*, or \* too much \*?

	Frequency	Percent
TOO LITTLE	170	31.48
ABT RIGHT AMOUNT	338	62.59
TOO MUCH	32	5.93

PERCENTAGE

Frequency Missing = 5

Question: 36

Next, law enforcement.

Is your community spending \* too little \*, \* about the right amount \*, or \* too much \*?

	Frequency	Percent
TOO LITTLE	91	17.20
ABT RIGHT AMOUNT	411	77.69
TOO MUCH	27	5.10

PERCENTAGE

Frequency Missing = 16

Question: 39

If your community was to \* increase \* spending in only one area of services, in which area do you think that should be?

[PROBE FOR SPECIFIC PGMS ABBREV. AS NECESSARY

TYPE TEXT 60 SPACES E.G. SCHOOL PGMS FOR ACAD. TALENTED

[RECODED INTO CATEGORIES]

Q039COD	Frequency	Percent
EDUCATION	203	41.3
CRIME & SAFETY	87	17.7
CITY GOVERNMENT	88	17.9
ROADS/TRANSPORTATION	55	11.2
ENVIRONMENTAL	14	2.8
WELFARE	24	4.9
NOTHING	21	4.3

Frequency Missing = 53

Question: 41

If your community was to \* decrease \* spending in only one area of services, in which should that be?

[PROBE FOR SPECIFIC PGMS ABBREV. AS NECESSARY

TYPE TEXT 60 SPACES E.G. SCHOOL: ELIMINATE BASKETBALL TEAM

[RECODED INTO CATEGORIES]

Q041COD	Frequency	Percent
EDUCATION	40	12.1
POLICE & FIRE	40	12.1
GOVT COSTS	156	47.3
ROADS	60	18.2
WELFARE	6	1.8
NO CUTS	28	8.5

Frequency Missing = 215

Question: 42

*There has been some talk about taxes and sources used to fund government. Do you think your \* federal \* income tax is about the right amount, is too high, or is too low for someone with your level of income?*

	Frequency	Percent
ABT RIGHT AMOUNT	187	34.82
TOO HIGH	338	62.94
TOO LOW	12	2.23

PERCENTAGE

Frequency Missing = 8

Question: 43

*Do you think your \* Illinois \* income tax is about the right amount, is too high, or is too low for someone with your level of income?*

	Frequency	Percent
ABT RIGHT AMOUNT	304	56.93
TOO HIGH	201	37.64
TOO LOW	29	5.43

PERCENTAGE

Frequency Missing = 11

Question: 44 Ask if Q7=1

*Do you think your \* local property \* tax is about the right amount, is too high, or is too low for someone with your level of income?*

	Frequency	Percent
ABT RIGHT AMOUNT	114	27.67
TOO HIGH	294	71.36
TOO LOW	4	0.97





IF NO: ENTER 0  
IF YES: *How many times did this occur?*  
ENTER NUMBER 1 - 99.

Q054	Frequency	Percent
NO - 0	533	97.8
1	9	1.7
2	1	0.2
4	1	0.2
18	1	0.2

Question: 55

*Within the last year, was anything at all stolen that you kept outside your home, or happened to be left outside, such as a bicycle, or lawn furniture?*

IF NO: ENTER 0  
IF YES: *How many times did this occur?*  
ENTER NUMBER 1 - 99.

Q055	Frequency	Percent
NO - 0	480	88.1
1	49	9.0
2	11	2.0
3	3	0.6
5	1	0.2
10	1	0.2

Question: 56

*Within the last year, did anyone steal, try to steal, or use without permission any of the motor vehicles owned by any members of your household?*

IF NO: ENTER 0  
IF YES: *How many times did this occur?*  
ENTER NUMBER 1 - 99.

Q056	Frequency	Percent
NO - 0	511	93.8
1	28	5.1
2	6	1.1

Question: 59

*Within the past year, do you think that the level of crime in your community has been increasing, staying about the same, or decreasing?*

Q059	Frequency	Percent
INCREASING	202	37.8
STAYING ABOUT THE SAME	311	58.1
DECREASING	22	4.1

Frequency Missing = 10

Question: 61 Ask if Q59=1

*Why do you think the level of crime in your community has been increasing recently?*

Q061	Frequency	Percent
DRUGS	17	8.6
GANGS	61	30.8
BAD ECONOMY - UNEMPLOYMENT	23	11.6
DIFFERENT KINDS OF PEOPLE MOVING IN	24	12.1
POOR LAW ENFORCEMENT	6	3.0
LENIENT JUDGES	1	0.5
LOSS OF RESPECT FOR PROPERTY & PEOPLE	13	6.6
OTHER	53	26.8

Frequency Missing = 347

Question: 64

*Have you taken any precautionary measures against crime, such as installing alarm systems or electronic lighting?*

Q064	Frequency	Percent
YES	222	41.4
NO	314	58.6

Frequency Missing = 9

Question: 65

*Do you or a member of your family own a gun or rifle?*

Q065	Frequency	Percent
YES	137	25.8
NO	395	74.2

Frequency Missing = 13

Question: 66

*There are several gun restriction bills being discussed across the country. Do you support or oppose laws mandating more restrictive licensing of hand guns.*

Q066	Frequency	Percent
SUPPORT	438	83.1
OPPOSE	89	16.9

Frequency Missing = 18

Question: 70

*Certainly the quality of life is affected by the cost and quality of health care, so I'd like to ask you a few questions about this issue. How would you rate the quality of health care provided by your regular physician, would you say it is excellent, good, fair, or poor?*

Q070	Frequency	Percent
EXCELLENT	224	41.6
GOOD	207	38.5
FAIR	78	14.5
POOR	14	2.6
R DOES NOT HAVE A REGULAR PHYSICIAN	15	2.8

Frequency Missing = 7

Question: 71

*How would you rate the quality of health care provided by the hospital nearest to where you live-- would you say it is excellent, good, fair, or poor?*

Q071	Frequency	Percent
EXCELLENT	182	34.7
GOOD	241	45.9
FAIR	83	15.8
POOR	19	3.6

Frequency Missing = 20

Question: 72

*Drawing from your personal experiences with the \* availability \* of health care in your local community, how do you rate the availability of service. Would you say that local availability is excellent, good, fair, poor, or very poor?*

Q072	Frequency	Percent
EXCELLENT	233	44.2
GOOD	217	41.2
FAIR	59	11.2
POOR	12	2.3
VERY POOR	6	1.1

Frequency Missing = 18

Question: 74

*When seeking non-emergency medical treatment from a hospital, do you usually use a hospital in the city in which you live, in an adjacent suburban city, Chicago, or in some other city?*

Q074	Frequency	Percent
CITY WHICH R LIVES	210	38.7
ANOTHER SUBURB	270	49.8
CHICAGO	32	5.9
OTHER	15	2.8
R NEVER HAS SOUGHT NON-EMERGENCY HOSPITAL TREATMENT	15	2.8

Frequency Missing = 3

Question: 75

*Do you currently have health insurance?*

Q075	Frequency	Percent
YES	521	95.6
NO	24	4.4

Question: 76      Ask if Q75=2

*Why is it that you currently have no health insurance?*

Q076	Frequency	Percent
TOO EXPENSIVE	10	41.7
UNEMPLOYED	4	16.7
OTHER REASON	10	41.7

Frequency Missing = 521

Question: 80      Ask if Q75=1

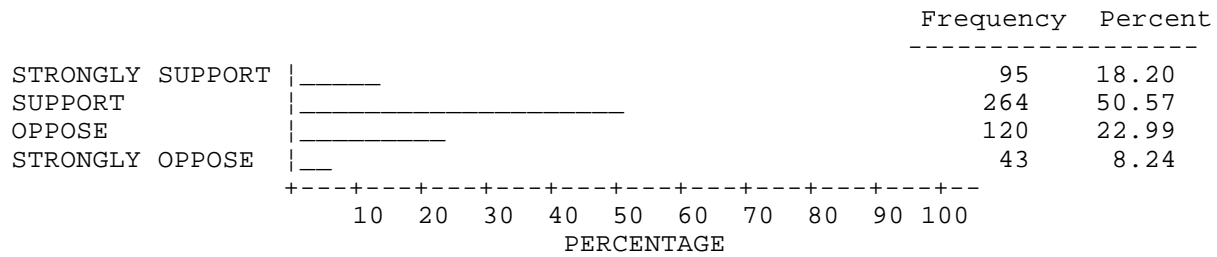
*To what extent are you satisfied with your health insurance coverage? Are you very satisfied, somewhat satisfied, somewhat dissatisfied, or very dissatisfied?*

Q080	Frequency	Percent
VERY SATISFIED	210	41.3
SOMEWHAT SATISFIED	196	38.6
SOMEWHAT DISSATISFIED	60	11.8
VERY DISSATISFIED	42	8.3

Frequency Missing = 37

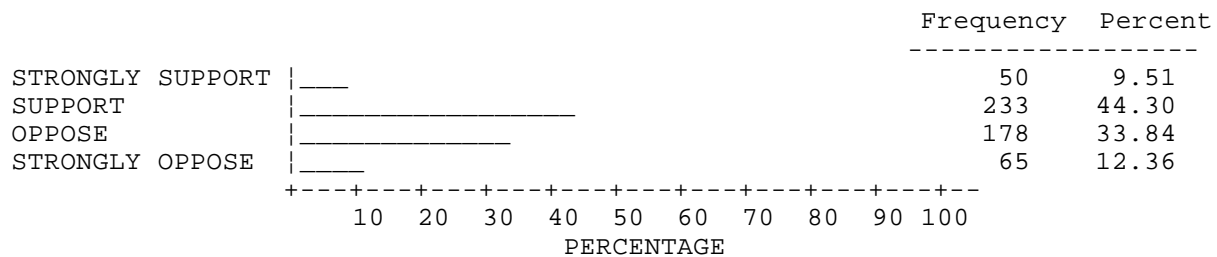
Question: 84

Now I want to ask you about several possible improvements to the level and scope of health care coverage. After I read each proposal, tell me whether you support or oppose the plan. One plan is to have the U.S. government provide insurance for all of its citizens under a mandatory national health insurance program. Do you strongly support, support, oppose or strongly oppose this plan?



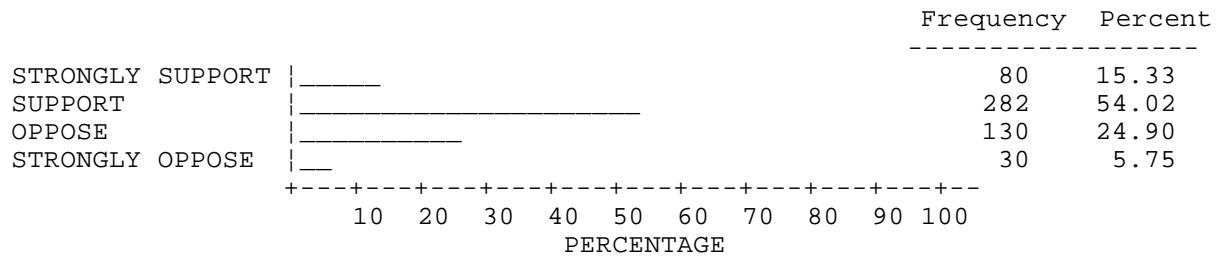
Question: 85

Another plan is to have the U.S. government insure only those citizens who are too poor to provide their own coverage. Do you strongly support, support, oppose or strongly oppose this plan?



Question: 86

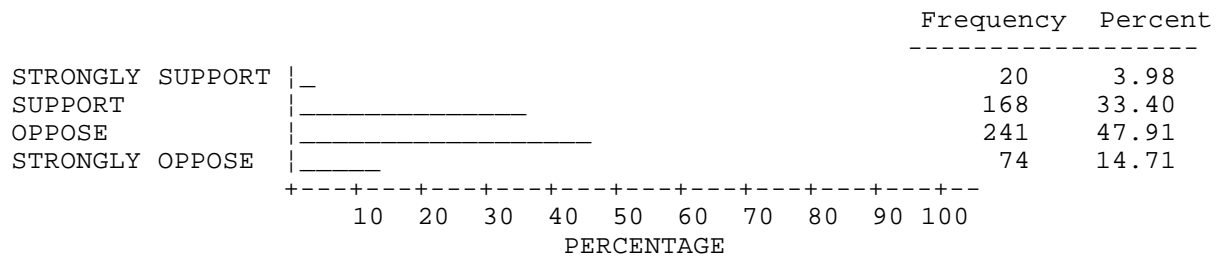
*Another plan is to force employers to enroll their employees in some type of corporate insurance plan or to join a government insurance plan. Do you strongly support, support, oppose or strongly oppose this plan?*



Frequency Missing = 23

Question: 87

*One government plan has developed a list of priorities to ration coverage. Illnesses ranking higher on the list receive coverage first, those lower on the list are covered until the money allocated for health care runs out for those it insures. Do you strongly support, support, oppose or strongly oppose this plan?*



Frequency Missing = 42

Question: 91

*Would you support or oppose a federal tax increase so that those people currently without health insurance could be covered?*

Q091	Frequency	Percent
SUPPORT	244	46.9
OPPOSE	276	53.1

Frequency Missing = 25

Question: 92      Ask if Q4=1 OR q5>0

*I now want to get your views on the quality of family life in the suburbs. Some people would say that their family is the most important thing in their life, their total source of self-fulfillment. How much does that description apply to you: completely, somewhat, or not very much?*

Q092	Frequency	Percent
COMPLETELY	308	73.0
SOMEWHAT	102	24.2
NOT VERY MUCH	12	2.8

Frequency Missing = 123

Question: 93      Ask if Q6>0

*How many children under the age of 18 are currently living with you?*

ENTER NUMBER 0-10

Q093	Frequency	Percent
0	52	19.2
1	76	28.0
2	99	36.5
3	27	10.0
4	10	3.7
5	6	2.2
10	1	0.4

Frequency Missing = 274

Question: 94      Ask if Q6>0

*How many adult children, 18 or older, currently live in your household?*

ENTER NUMBER 0-10

Q094	Frequency	Percent
0	192	70.8
1	49	18.1
2	28	10.3
3	2	0.7

Frequency Missing = 274

Question: 95      Ask if Q94>0

*How often do you and your adult child argue about differences in your life styles?*

Q095	Frequency	Percent
NEVER	23	29.1
DAILY	5	6.3
WEEKLY	8	10.1
MONTHLY	15	19.0
LESS FREQUENTLY THAN MONTHLY	28	35.4

Frequency Missing = 466

Question: 98      Ask if Q4=1

*How often do you and your spouse experience some family tension because of the conflicting demands of work and family life? Would you say this tension occurs daily, several times a week, a few times a month, or less frequently than that?*

Q098	Frequency	Percent
DAILY	24	7.2
SEVERAL TIMES/WEEK	58	17.4
A FEW TIMES/MONTH	99	29.6
LESS FREQUENTLY	153	45.8

Frequency Missing = 211

Question: 100      Ask if Q4=1 OR Q5>0

*Even family members that care about each other have conflicts. If the number 10 represents a family where intense and sometimes physical conflicts occur weekly, and 1 represents a family where there are no conflicts, what number would you assign your family?*  
ENTER NUMBER 1 - 10

Q100	Frequency	Percent
1	148	35.4
2	99	23.7
3	86	20.6
4	27	6.5
5	29	6.9
6	10	2.4
7	8	1.9
8	5	1.2
9	2	0.5
10	4	1.0

Mean=2.56

Frequency Missing = 127

Question: 101      Ask if Q4=1

*Again using a scale 1 - 10, if 10 represents a couple that feels very, very close to each other, and 1 represents a couple that feels very, very distant from one another, what number would you*

assign to yourselves?

ENTER NUMBER 1 - 10

Q101	Frequency	Percent
1	11	3.3
2	5	1.5
3	2	0.6
4	7	2.1
5	16	4.7
6	6	1.8
7	26	7.7
8	64	18.9
9	78	23.1
10	123	36.4

Mean= 8.28

Frequency Missing = 207

Question: 102      Ask if Q5>0

*If 10 represents a parent-child relationship where you feel very, very close to each other, and 1 represents a relationship where you feel very, very distant from one another, what number would you assign to your relationship with your oldest child?*

ENTER NUMBER 1 - 10

Q102	Frequency	Percent
1	12	3.1
2	5	1.3
3	4	1.0
4	4	1.0
5	14	3.6
6	8	2.1
7	20	5.1
8	64	16.5
9	70	18.0
10	188	48.3

Mean=8.56

Frequency Missing = 156

Question: 103

*If your parents are still alive, how close would you say you currently feel toward them, using a scale where 10 means very, very close and 1 very, very distant?*

[IF R'S PARENTS ARE DECEASED, ENTER A DON'T KNOW RESPONSE, F3]

ENTER NUMBER 1 - 10

Q103	Frequency	Percent
1	13	3.2
2	11	2.7
3	7	1.7
4	8	2.0
5	21	5.2
6	11	2.7
7	43	10.6
8	76	18.7
9	56	13.8
10	161	39.6

Mean=8.06

Frequency Missing = 138

Question: 104      Ask if Q4=1 OR Q5>0

*As you think about your \* family's \* wellbeing, what are you most concerned about currently?*

TYPE TEXT. 72 SPACES. [RECODED INTO CATEGORIES]

Q104COD	Frequency	Percent
GOOD LIFE	29	7.5
EDUCATION	49	12.6
RAISING CHILDREN	25	6.4
SAFETY	25	6.4
HEALTH	125	32.1
ECONOMIC	103	26.5
FAMILY LIFE	13	3.3
RETIREMENT	9	2.3
OTHER	6	1.5
NOTHING	5	1.3

Frequency Missing = 156

Question: 107      Ask if Q93>0

*Do any of your children attend a private school?*

Q107	Frequency	Percent
YES	43	19.6
NO	176	80.4

Frequency Missing = 326

Question: 108

*As you think about \* your own personal wellbeing \*, what aspect of your life are you most concerned about currently?*

TYPE TEXT. 72 SPACES. [RECODED INTO CATEGORIES]

Q108COD	Frequency	Percent
GOOD LIFE	27	5.2
EDUCATION	18	3.5
RAISING CHILDREN	15	2.9
SAFETY	7	1.4
HEALTH	191	37.0
ECONOMIC	175	33.9
FAMILY LIFE	20	3.9
RETIREMENT	39	7.6
OTHER	7	1.4
NOTHING	17	3.3

Frequency Missing = 29

Question: 110

One's job can affect the quality of life, so I would like to ask you some questions about your work. Do you work fulltime, part-time, are you self-employed, are you not working, are you retired, or are you a full time student?

Q110	Frequency	Percent
FULL TIME	302	55.4
PART-TIME	62	11.4
SELF-EMPLOYED	42	7.8
NOT WORKING - UNEMPLOYED	38	7.0
RETIRED	63	11.5
FULL-TIME STUDENT	20	3.7
FULL-TIME HOMEMAKER	18	3.3

\* Gender weights applied

Question: 111 Ask if Q110<4

What kind of work do you do?

PROBE FOR A GOOD DESCRIPTION. WE WANT TYPE OF WORK NOT COMPANY OR INDUSTRY.

TYPE ANSWER 72 SPACES. [RECODED INTO CATEGORIES]

Q111COD	Frequency	Percent
MANAGERIAL	53	13.4
PROFESSIONAL	90	22.8
NON-PROFESSIONAL TECHNICAL	26	6.6
SALES OCCUPATIONS	67	17.0
ADMINISTRATIVE SUPPORT/CLERICAL	81	20.5
SERVICE	25	6.3
PRECISION CRAFT/CONSTRUCTION	33	8.4
OPERERATORS/LABORERS	20	5.1

Frequency Missing = 150

Question: 112      Ask if Q110=4

*Are you currently looking for work, have you given up looking, or are you not working by your own choice?*

Q112	Frequency	Percent
CURRENTLY LOOKING	12	31.5
GIVEN UP LOOKING	1	2.2
NOT WORKING BY OWN CHOICE	25	66.3

Frequency Missing = 507

\* Gender weights applied

Question: 113      Ask if Q110=5

*Did you retire at the time you wanted to, or were you encouraged to retire earlier than you had planned?*

Q113	Frequency	Percent
RETIRED AS PLANNED	42	66.7
RETIRED EARLIER THAN PLANNED	21	33.3

Frequency Missing = 482

Question: 114      Ask if Q110<4

*How many people are employed by your company?*

ENTER NUMBER WITHOUT COMMA UP TO 6 SPACES I.E. 999999

Q114	Frequency	Percent
1-10	84	22.1
11-25	36	9.5
26-60	34	8.9
51-100	33	8.7
101-500	73	19.2
501-1500	36	9.5
1501 +	84	22.1

Frequency Missing = 165

Question: 115      Ask if Q110<4

*How secure do you feel in your job? Would you say it is highly unlikely that your job will be terminated in the next 12 months, somewhat unlikely, somewhat likely, or highly likely that your job will be terminated in the next 12 months?*

Q115	Frequency	Percent
HIGHLY UNLIKELY	279	70.5
SOMEWHAT UNLIKELY	78	19.7
SOMEWHAT LIKELY	27	6.8
HIGHLY LIKELY	12	3.0

Frequency Missing = 149

Question: 116      Ask if Q110<4

*In a typical week, how often do you use a computer as part of your job? Most of each day, some of each day, 3 to 4 days a week, 1 to 2 days a week, or not at all?*

Q116	Frequency	Percent
MOST OF EACH DAY	155	38.8
SOME OF EACH DAY	59	14.8
3 TO 4 DAYS A WEEK	22	5.5
1 TO 2 DAYS A WEEK	42	10.5
NOT AT ALL	121	30.3

Frequency Missing = 146

Question: 117      Ask if Q110<4

*In general, would you say the technical equipment you are required to use on your job has been \* very easy \* to use, \* somewhat easy \* to use, or \* somewhat difficult \*, or \* very difficult \* to use?*

Q117	Frequency	Percent
VERY EASY	202	51.1
SOMEWHAT EASY	122	30.9
SOMEWHAT DIFFICULT	40	10.1
VERY DIFFICULT	4	1.0
NOT REQUIRED	27	6.8

Frequency Missing = 150

Question: 120      Ask if Q110<4

*Do you manage other people as part of your work?*

Q120	Frequency	Percent
YES	221	55.4
NO	178	44.6

Frequency Missing = 146

Question: 121      Ask if Q110<4

*In general, would you say that the majority of the time you work with information, with people, or with things?*

Q121	Frequency	Percent
INFORMATION	73	18.3
PEOPLE	203	51.0
THINGS	49	12.3
CAN'T CLASSIFY - WORK IS A MIX	73	18.3

Frequency Missing = 147

Question: 123

*Have you or any members of your household experienced any involuntary period of unemployment in the past six months?*

Q123	Frequency	Percent
YES	90	16.5
NO	455	83.5

Question: 124      Ask if Q110<4

*In the last year, were you required or asked to learn any new technical skills at work, such as using a new computer program or new machine?*

Q124	Frequency	Percent
YES	224	56.3
NO	174	43.7

Frequency Missing = 147

Question: 125      Ask if Q124=1

*As simply as you can, describe this new technical skill.*

ENTER TEXT. 72 SPACES. [RECODED INTO CATEGORIES]

Q125COD	Frequency	Percent
USE NEW SOFTWARE	111	50.9
PROGRAMING	19	8.7
COMPUTER EQUIPMENT	43	19.7
PHONE & FAX	4	1.8
COMPUTER CASH REGISTER	7	3.2
MEDICAL EQUIPMENT	8	3.7
SCIENTIFIC EQUIPMENT	6	2.8
VIDEO	3	1.4
MECHANICAL/TECHNICAL	17	7.8

Frequency Missing = 327

Question: 126      Ask if Q124=1

*Has the introduction of this new technology on your job  
\*increased\* or \*decreased\* the amount of control your boss or  
supervisor has over your work?*

Q126	Frequency	Percent
INCREASED	44	19.7
DECREASED	58	26.0
STAYED ABOUT THE SAME	92	41.3
NOT APPLICABLE, R HAS NO BOSS OR SUPERVISOR	29	13.0

Frequency Missing = 322

Question: 127      Ask if Q124=1

*Has the introduction of this new technology \*increased\* or \*decreased\* your job satisfaction, or has this stayed about the same?*

Q127	Frequency	Percent
INCREASED	127	57.0
DECREASED	13	5.8
STAYED ABOUT THE SAME	83	37.2

Frequency Missing = 322

Question: 128      Ask if Q124=1

*Has the introduction of this new technology \*increased\* or \*decreased\* the amount of \*face-to-face interaction\* you have with other people while you are working, or has this stayed about the same?*

Q128	Frequency	Percent
INCREASED	41	18.5
DECREASED	27	12.2
STAYED ABOUT THE SAME	154	69.4

Frequency Missing = 323

Question: 129      Ask if Q124=1

*Has the introduction of this new technology made you feel that you are using more of your skills, fewer of your skills, or about the same amount of your skills?*

Q129	Frequency	Percent
MORE SKILLS	118	52.7
ABOUT THE SAME	83	37.1
FEWER SKILLS	23	10.3

Frequency Missing = 321

Question: 132      Ask if Q110<4

*I'm going to read two phrases, tell me which one best describes your job. Requires technical knowledge or Requires common sense*

Q132	Frequency	Percent
TECHNICAL KNOWLEDGE	100	25.1
COMMON SENSE	178	44.6
EQUAL MIX OF BOTH	120	30.1
NEITHER-NOT APPLICABLE	1	0.3

Frequency Missing = 146

Question: 133      Ask if Q110<4

*Stressful or Calm*

Q133	Frequency	Percent
STRESSFUL	213	53.4
CALM	101	25.3
EQUAL MIX OF BOTH	83	20.8
NEITHER-NOT APPLICABLE	2	0.5

Frequency Missing = 146

Question: 134      Ask if Q110<4

*Work independently or Work in a team*

Q134	Frequency	Percent
INDEPENDENTLY	155	38.8
TEAM	164	41.1
EQUAL MIX/BOTH	80	20.1

Frequency Missing = 146

Question: 135      Ask if Q110<4

*Use most of your skills or Have a lot of skills not used*

Q135	Frequency	Percent
USE MOST SKILLS	247	61.9
MANY SKILLS NOT USED	126	31.6
EQUAL MIX OF BOTH	24	6.0
NEITHER-NOT APPLICABLE	2	0.5

Frequency Missing = 146

Question: 138      Ask if Q110<4

*Creative or Routine*

Q138	Frequency	Percent
------	-----------	---------

CREATIVE	190	47.6
ROUTINE	145	36.3
EQUAL MIX OF BOTH	63	15.8
NEITHER-NOT APPLICABLE	1	0.3

Frequency Missing = 146

Question: 139 Ask if Q110<4

*Self-fulfilling or Self-deferring*

Q139	Frequency	Percent
SELF-FULFILLING	298	75.1
SELF-DEFERRING	68	17.1
EQUAL MIX OF BOTH	28	7.1
NEITHER-NOT APPLICABLE	3	0.8

Frequency Missing = 148

Question: 141 Ask if Q110<4

*Work on Repetitive tasks or Work on varied tasks*

Q141	Frequency	Percent
REPETITIVE	74	18.6
VARIED	275	69.1
EQUAL MIX OF BOTH	48	12.1
NEITHER-NOT APPLICABLE	1	0.3

Frequency Missing = 147

Question: 142 Ask if Q110<4

*Work is an expression of myself or Work is not who I really am.*

Q142	Frequency	Percent
EXPRESSION OF SELF	254	64.5
NOT WHO I AM	104	26.4
EQUAL MIX OF BOTH	29	7.4
NEITHER-NOT APPLICABLE	7	1.8

Frequency Missing = 151

Question: 144 Ask if Q110<3

*If another local company offered you a job with the same duties and a slightly higher salary, would you be inclined to accept the offer or remain where you are?*

Q144	Frequency	Percent
ACCEPT NEW JOB	124	36.3
REMAIN AT JOB	218	63.7

Frequency Missing = 203

Question: 145      Ask if Q110<3

*In the future, when it comes to questions about raises, promotions, and retirement; how much trust do you have that your company will treat you fairly: a great deal of trust, some trust, some distrust, or a great deal of distrust?*

Q145	Frequency	Percent
GREAT DEAL OF TRUST	117	33.4
SOME TRUST	151	43.1
SOME DISTRUST	54	15.4
GREAT DEAL OF DISTRUST	28	8.0

Frequency Missing = 195

Question: 146      Ask if Q4=1

*Is your spouse employed full-time, part-time, self-employed, or not working [PROBE - HOMEMAKER, UNEM, RETIRED?]*

Q146	Frequency	Percent
FULL-TIME	203	60.6
PART-TIME	30	9.0
SELF-EMPLOYED	28	8.2
NOT WORKING - UNEMPLOYED	26	7.7
RETIRED	28	8.3
FULL-TIME STUDENT	5	1.5
FULL-TIME HOMEMAKER	16	4.8

Frequency Missing = 209

\* Gender weights applied

Question: 151

*If you had the chance to do any kind of work at all, what would you be doing?*

PROBE FOR A GOOD DESCRIPTION. WE WANT TYPE OF WORK NOT COMPANY OR INDUSTRY.


TYPE ANSWER 72 SPACES. [RECODED INTO CATEGORIES]

Q151COD	Frequency	Percent
MANAGERIAL	70	13.5
PROFESSIONAL	186	36.0
NON-PROFESSIONAL TECHNICAL	53	10.3
SALES OCCUPATIONS	45	8.7
ADMINISTRATIVE SUPPORT/CLERICAL SERVICE	46	8.9
PRECISION CRAFT/CONSTRUCTIONS	40	7.7
OPERATORS/LABORERS	27	5.2
LEISURE-RETIRED	9	1.7
HOMEMAKER-CHILD REARING	24	4.6
ADVENTURER	9	1.7
STUDENT	4	0.8
	4	0.8

Frequency Missing = 28

Question: 152 Ask if Q110<4 AND Q146<4

*Families give many different reasons why both husbands and wives work outside of the home. I'm going to read a list of such reasons. Please tell me if the reason is a very important, somewhat important, or not important reason why both you and your spouse work. First, both of us have careers we want to pursue.*



Frequency Missing = 332





Question: 167

*What would you say is the \* worst \* thing about living in your community?*

TYPE TEXT  
72 SPACES AVAILABLE [RECODED INTO CATEGORIES]

Q167COD	Frequency	Percent
TAXES/COSTS	59	12.2
PEOPLE	26	5.4
ISOLATED	88	18.3
MISC	29	6.0
NO PRIVACY	4	0.8
DIFFCULT FOR FAMILY	6	1.2
ENVIRONMENT	37	7.7
GROWTH/CONGESTION	58	12.0
CRIME	47	9.8
LOC GOVERNMENT/SCHOOLS	29	6.0
TRANSPORTATION	58	12.0
POOR ECONOMY	1	0.2
NOTHING	40	8.3

Frequency Missing = 63

Question: 168

*Thinking ahead, do you expect to be living in your same residence two years from now?*

Q168	Frequency	Percent
YES	376	71.6
NO	149	28.4

Frequency Missing = 20

Question: 169      Ask if Q168=2

*Why not?*

Q169	Frequency	Percent
JOB WILL FORCE A MOVE	17	11.4
PLAN TO MOVE INTO BETTER RESIDENCE	64	43.0
CAN'T AFFORD TO CONTINUE LIVING HERE	2	1.3
WILL MOVE VOLUNTARILY TO BE CLOSER TO FAMILY	4	2.7
RETIREMENT WILL NECESSITATE A MOVE	6	4.0
NEIGHBORHOOD & QUALITY OF LIFE IS DETERIORATING	6	4.0
PROPERTY TAXES TOO HIGH	2	1.3
WILL BE GOING AWAY TO SCHOOL	7	4.7
OTHER	41	27.5

Frequency Missing = 396

Question: 170

*If you could afford to spend twice as much money on housing, would you move to another town, to another neighborhood in the same town, move to another home in \* your neighborhood \*, or stay in your present home?*

Q170	Frequency	Percent
NEW TOWN	147	27.3
NEW NEIGHBORHOOD SAME TOWN	78	14.5
SAME NEIGHBORHOOD, NEW HOME	99	18.4
SAME HOME	214	39.8

Frequency Missing = 7

Question: 171

*During the time you have lived in your community, would you say that the overall quality of life there has improved, stayed about the same, or has it grown worse?*

Q171	Frequency	Percent
IMPROVED	160	29.5
STAYED THE SAME	312	57.5
GROWN WORSE	71	13.1

Frequency Missing = 2

Question: 172

*In the next five years, do you think that your community will become a better or worse place to live, or do you think it will stay about the same?*

Q172	Frequency	Percent
BETTER	143	26.6
WORSE	110	20.5
STAY THE SAME	284	52.9

Frequency Missing = 8

Question: 175

*Suppose you were asked to vote on a referendum that would put a stop to any further \* commercial development \* in your community, would you vote in favor or against such a proposal?*

Q175	Frequency	Percent
IN FAVOR	240	46.2
AGAINST	280	53.8

Frequency Missing = 25

Question: 176

*Suppose you were asked to vote on a referendum that would put a stop to any further \* residential development \* in your community, would you vote in favor or against such a proposal?*

Q176	Frequency	Percent
IN FAVOR	241	46.3
AGAINST	280	53.7

Frequency Missing = 24

Question: 178

*How much personal fulfillment do you get from participating in the day-to-day affairs of your community, would you say you get a great deal of fulfillment, some fulfillment, a little fulfillment, or no fulfillment?*

Q178	Frequency	Percent
A GREAT DEAL	73	13.5
SOME	177	32.7
LITTLE	152	28.0
NONE	140	25.8

Frequency Missing = 3

Question: 179

*In the past few years, have the number of African-Americans or Hispanic-Americans living in your community increased, stayed about the same, or decreased?*

Q179	Frequency	Percent
INCREASED	247	48.4
STAYED ABOUT THE SAME	256	50.2
DECREASED	7	1.4

Frequency Missing = 35

Question: 180

*Thinking about your conversations with other members of your community, would you describe the general tone of their comments as positive, indifferent, or negative when they discuss the idea of minorities living in your community?*

Q180	Frequency	Percent
POSITIVE	113	21.8
INDIFFERENT	181	34.9
NEGATIVE	147	28.4
MINORITIES NOT DISCUSSED	77	14.9

Frequency Missing = 27

Question: 181

*In order for us to compare the range of responses we receive from all respondents, we would like to finish this interview by asking you a few questions about yourself.*

[IF OBVIOUS, RECORD R'S GENDER]  
[IF NOT OBVIOUS, ASK]: First what is your gender?

Q181	Frequency	Percent
MALE	216	39.6
FEMALE	329	60.4

Question: 182

*In what year were you born? [COMPUTED INTO AGE OF RESPONDENT]*

AGE	Frequency	Percent
18-29	91	16.9
30-39	148	27.5
40-49	131	24.3
50-59	71	13.2
60 +	97	18.0

Frequency Missing = 7

Question: 183

*To the nearest thousand dollars, what was your total \* family \* income - before taxes - in 1991?*

Q183	Frequency	Percent
LESS THAN \$25K	60	14.1
\$25K-45K	126	29.6
\$45K-75K	143	33.6
OVER 75K	97	22.8

Frequency Missing = 119

Question: 184

*What is the highest level of schooling that you completed?*

Q184	Frequency	Percent
LESS THAN HIGH SCHOOL GRAD	26	4.8
HIGH SCHOOL GRADUATE	126	23.2
1YEAR COLLEGE	48	8.8
2 YEARS COLLEGE	87	16.0
3 YEARS COLLEGE	16	2.9
COLLEGE GRADUATE	165	30.4
M.A., M.S., M.B.A., ETC.	56	10.3
LAW DEGREE	4	0.7
M.D.	7	1.3
P.H.D.	8	1.5

Frequency Missing = 2

Question: 185      Ask if Q184>15

*From what college or university did you graduate?*

COLLEGE	Frequency	Percent
U. OF ILL-CHAMPAIGN	14	6.1
U. OF ILL-CHICAGO	15	6.6
NORTHWESTERN	9	3.9
DEPAUL	11	4.8
LOYOLA	14	6.1
ROOSEVELT UNIV	4	1.7
UNIV OF CHICAGO	6	2.6
NORTHERN IL UNIV	20	8.7
IL STATE UNIV	5	2.2
WESTERN IL UNIV	2	0.9
SOUTHERN IL UNIV	5	2.2
NORTHEASTERN	7	3.1
BIG 10	20	8.7
IL PRIVATE SCHOOL	27	11.8
OTHER IL PUBLIC SCHOOL	9	3.9
IVY LEAGUE	5	2.2
NOTRE DAME	1	0.4
MIDWEST PRIVATE	26	11.4
MIDWEST PUBLIC	12	5.2
EAST PRIVATE	6	2.6
EAST PUBLIC	6	2.6
WEST PUBLIC	4	1.7
WEST PRIVATE	1	0.4

Frequency Missing = 316

Question: 187

*What is your religious preference? Is it Protestant, Catholic, Jewish, some other religion, or no religion?*

Q187	Frequency	Percent
PROTESTANT	119	22.0
CATHOLIC	251	46.3
JEWISH	25	4.6
NONE	50	9.2
OTHER	97	17.9

Frequency Missing = 3

Question: 188

*In general, how important would you say that your religious commitment is in helping you to be fulfilled as a person? Is it very important, somewhat important, or not important at all?*

Q188	Frequency	Percent
VERY IMPORTANT	233	42.8
SOMEWHT IMPORTANT	207	38.1
NOT IMPORTANT AT ALL	104	19.1

Frequency Missing = 1

Question: 189

*Did you spend the majority of your time when you were young in a farming or rural area, in a small town, in a suburban town, or in a larger city?*

Q189	Frequency	Percent
RURAL OR FARMING AREA	62	11.4
SMALL TOWN	87	16.0
SUBURBAN TOWN	209	38.5
LARGER CITY	185	34.1

Frequency Missing = 2

Question: 191

*To which racial or ethnic group do you belong?*

Q191	Frequency	Percent
WHITE	482	88.8
AFRICAN-AMERICAN-BLACK	16	2.9
ASIAN	9	1.7
AMERICAN INDIAN	2	0.4
HISPANIC	14	2.6
OTHER	20	3.7

Frequency Missing = 2

Question: 192

*From what countries or part of world did your ancestors come?  
[IF R MENTIONS MORE THAN ONE, ASK]: To which country do you feel  
closest?*

Q192	Frequency	Percent
AFRICAN	11	2.1
GERMANIC	134	25.0
W.EUROPEAN	60	11.2
ENG/WALES	51	9.5
ASIAN	10	1.9
E.EUROPEAN	34	6.3
IRISH	69	12.9
ITALIAN	44	8.2
HISPANIC	10	1.9
POLISH	52	9.7
OTHER	45	8.4
AMERICAN	16	3.0

Frequency Missing = 9

Question: 193 Ask if Q4=1

*Did your spouses' ancestors come from the same part of the world  
as yours?*

Q193	Frequency	Percent
YES	181	54.0
NO	154	46.0

Frequency Missing = 210

Question: 194

*In general, on most issues that involve politics, how would you  
describe your political orientation on a scale where 1 was very  
liberal and 7 very conservative?*

Q194	Frequency	Percent
VERY LIBERAL	51	9.7
LIBERAL	29	5.5
SLIGHTLY LIBERAL	89	16.9
MODERATE	107	20.3
SLIGHTLY CONSERVATIVE	143	27.2
CONSERVATIVE	59	11.2
VERY CONSERVATIVE	48	9.1

Frequency Missing = 19

Question: 195

*How many times in the last year have you contacted a local  
official or attended a town meeting regarding a particular problem?*

Q195	Frequency	Percent
NO CONTACTS	288	53.1
1 TO 5 CONTACTS	214	39.5
6 OR MORE	40	7.4

Frequency Missing = 3

Question: 197

*Do you belong to any service club, political club,  
or community action group?*

Q197	Frequency	Percent
YES	114	21.0
NO	430	79.0

Frequency Missing = 1

Question: 198

*Do you belong to any organized social group based on a common  
interest, such as a sports or hobby club?*

Q198	Frequency	Percent
YES	202	37.1
NO	342	62.9

Frequency Missing = 1

Question: 199

*And finally, what is your postal zipcode?*

[IF R ASKS, WE USE THE ZIPCODES TO COMPARE THE RESPONDENTS'  
ANSWERS TO THOSE GIVEN BY OTHER RESPONDENTS IN DIFFERENT  
ZIPCODE AREAS.]

Question: 200

*This finishes our interview. Thank you very much for your  
cooperation.*

INTERVIEWER COMMENTS AND NOTES, RECORD ANY COMMENTS PERTAINING TO  
TROUBLE QUESTIONS, ANY OTHER INSIGHTS: 72 SPACES